



RELOAD

What is Reload?



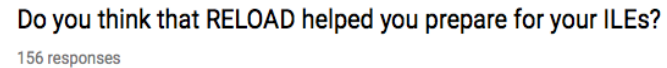
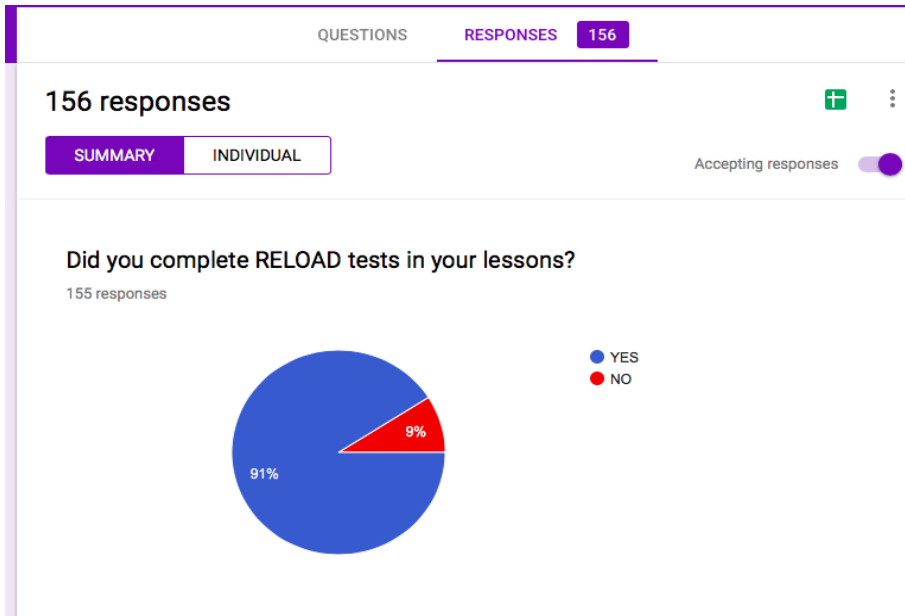
- It is a regular exercise weekly, fortnightly, half termly in which pupils revisit/relearn/reload their learning. All Y7s will do at least two Reload tasks per term in every subject.
- It is a regular exercise where pupils are encouraged to explore their favoured ways of learning/ revising; they create Reload materials to suit their learning styles.
- It is a structured dialogue between pupils and parents supported by school.
- It is a regular system of testing to show progress, registered on Go4Schools.
- In all subjects, Y7s will be set a Reload activity and will do an activity to test their retention and understanding. This will be recorded on Go4Schools.
- Reload is also being used in other year groups.
- You will know if your child has a reload activity as it will be called Reload.
- We want our pupils to understand the importance of revision and how to revise effectively right from Y7.
- We really want to work with parents and carers on Reload and all the pupils' homework tasks.



Pupil voice...

Pupils were asked to complete a questionnaire on Google Forms.

Here's what they said...



Pupil voice...

How did reload help you to prepare for your ILEs?

Helped me remember

It was a good way for revising

When we did the same thing more than once it helped me to remember

It gave a range of different revision techniques & you knew which one was the best

Because it is homework you need to do it anyway

I revised more for my tests

It helped me memorise my words & get a good score in my drama ILE because I kept getting tested by the teacher every week making it get stuck in my head

It showed the best revision material for me

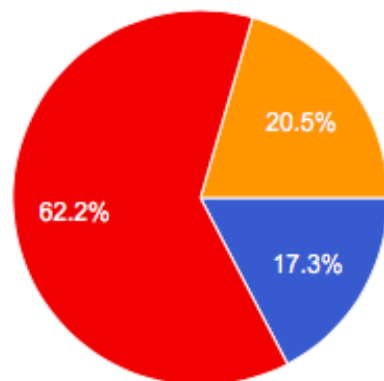
Because I made flashcards & kept revising them

It made me revise more outside school

Pupil voice.....

What is your best way of learning?

156 responses



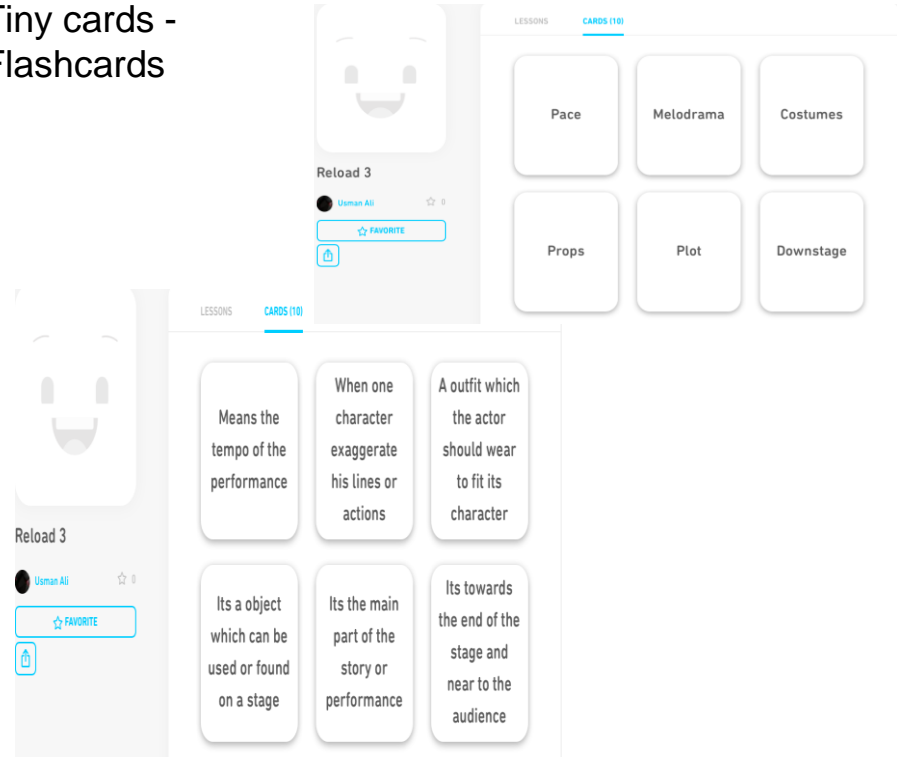
- Mind maps
- Flash cards
- Other

Resources

Tiny cards allowing pupils to create an audio reload aid

browser/welcome.html		
Diction	How Clear You Speak	🔊
Mime	Expressing Your Character	🔊
Tone	How You Talk	🔊
Fourth Wall	The Invisible Wall The Audience Are Behind	🔊
Pitch	How Loud Your Voice Is	🔊
Melodrama	Drama That Strikes Your Emotion	🔊
Blocking	Your Character's Positioning	🔊
Dialogue	Speech	🔊
Backstage	The Place Where The Characters Prepare	🔊
Rehearsal	Learning Your Script	🔊

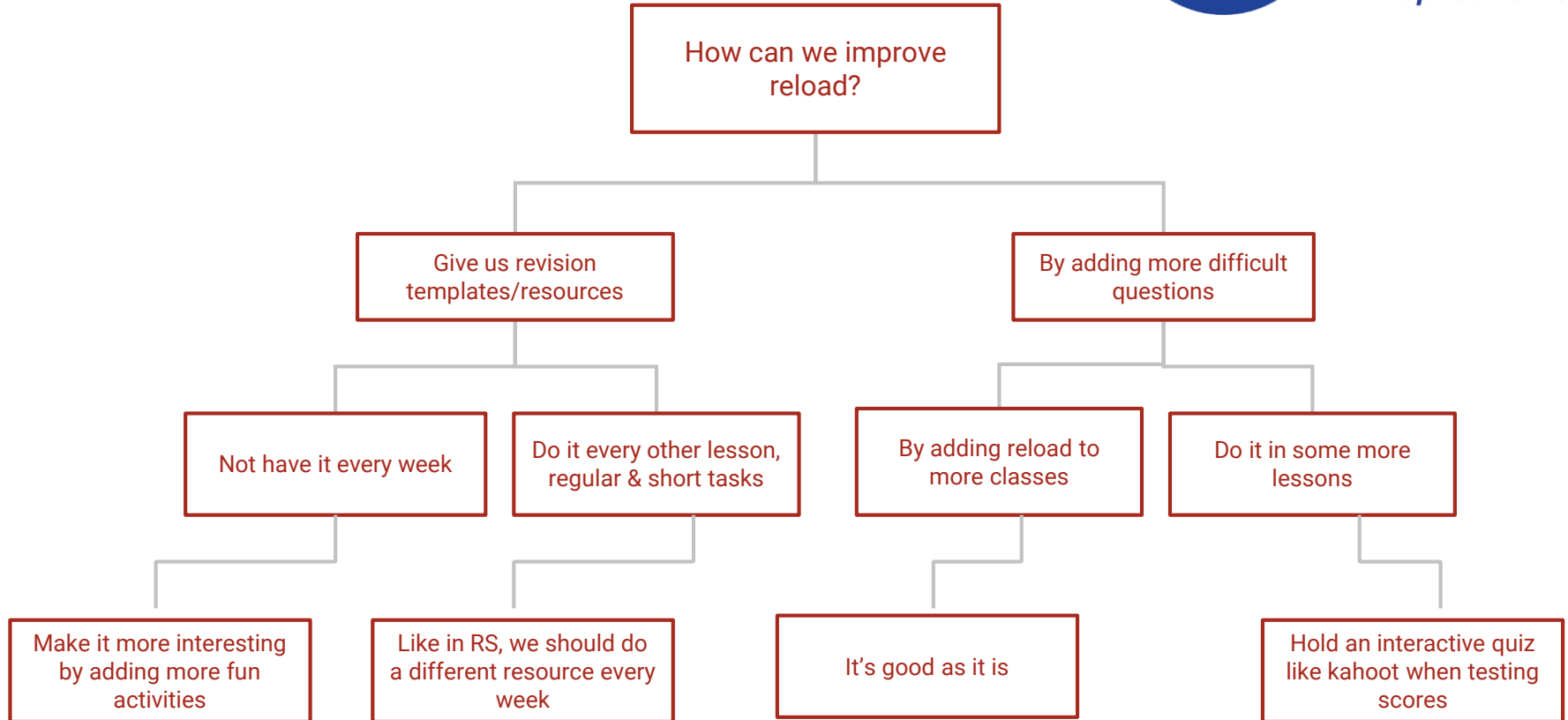
Tiny cards - Flashcards



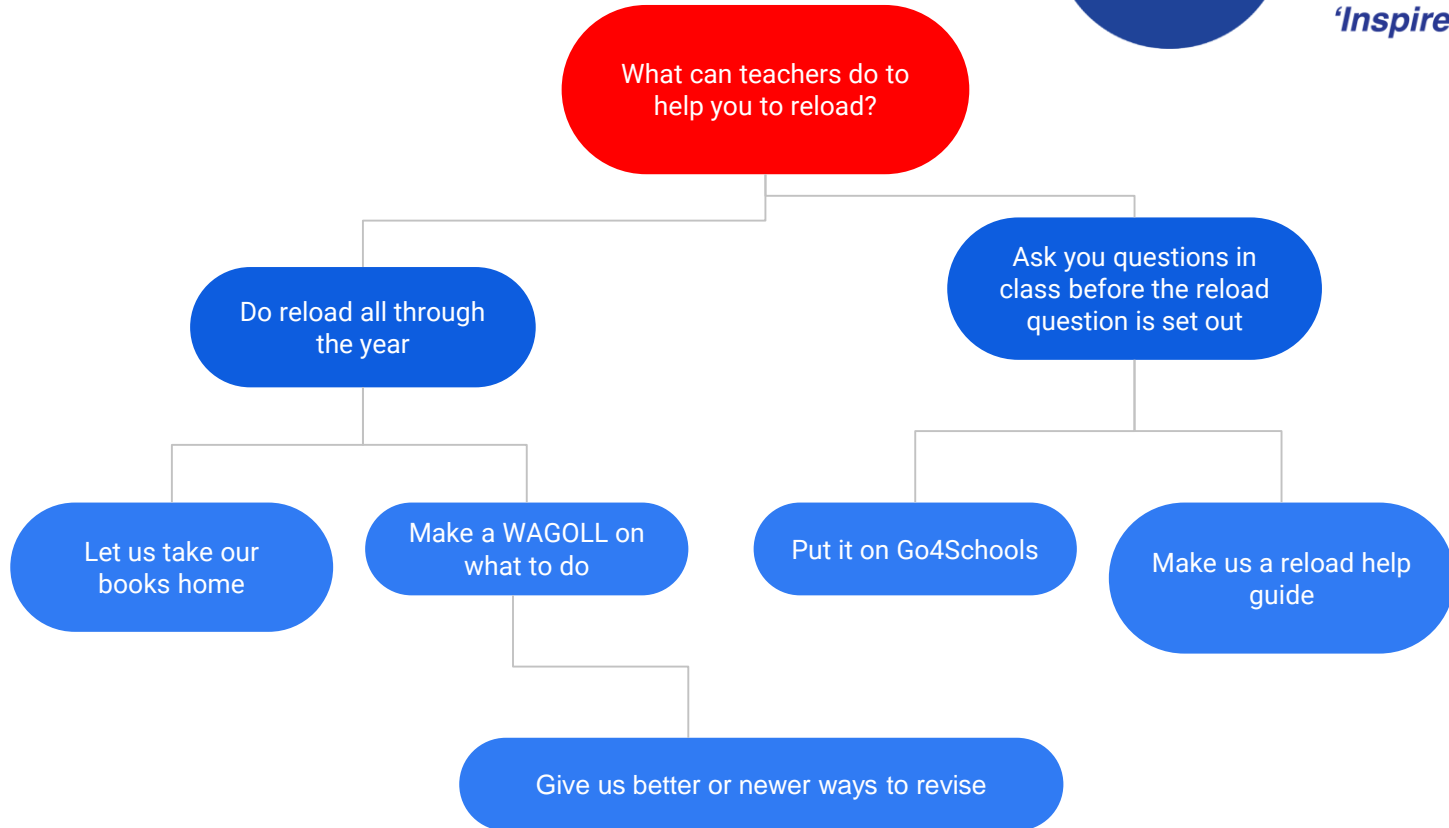
The image shows a digital interface for creating and viewing flashcards. On the left, a vertical sidebar displays a smiley face icon and the text "Reload 3" above a profile picture of "Usman Ali". Below this are buttons for "FAVORITE" and a share icon. The main area is titled "LESSONS" and "CARDS (10)". It features a grid of six cards with the following text:

- Pace**: Means the tempo of the performance
- Melodrama**: When one character exaggerate his lines or actions
- Costumes**: A outfit which the actor should wear to fit its character
- Props**: Its a object which can be used or found on a stage
- Plot**: Its the main part of the story or performance
- Downstage**: Its towards the end of the stage and near to the audience

Pupil voice...



Pupil voice...



Pupil voice...

